



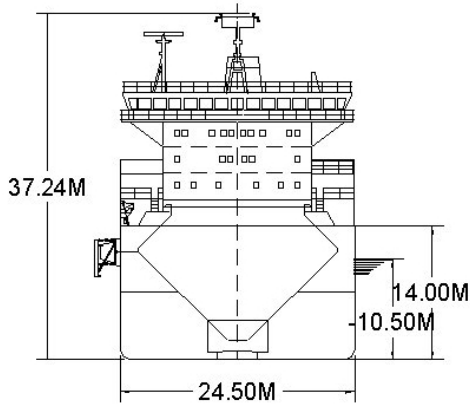
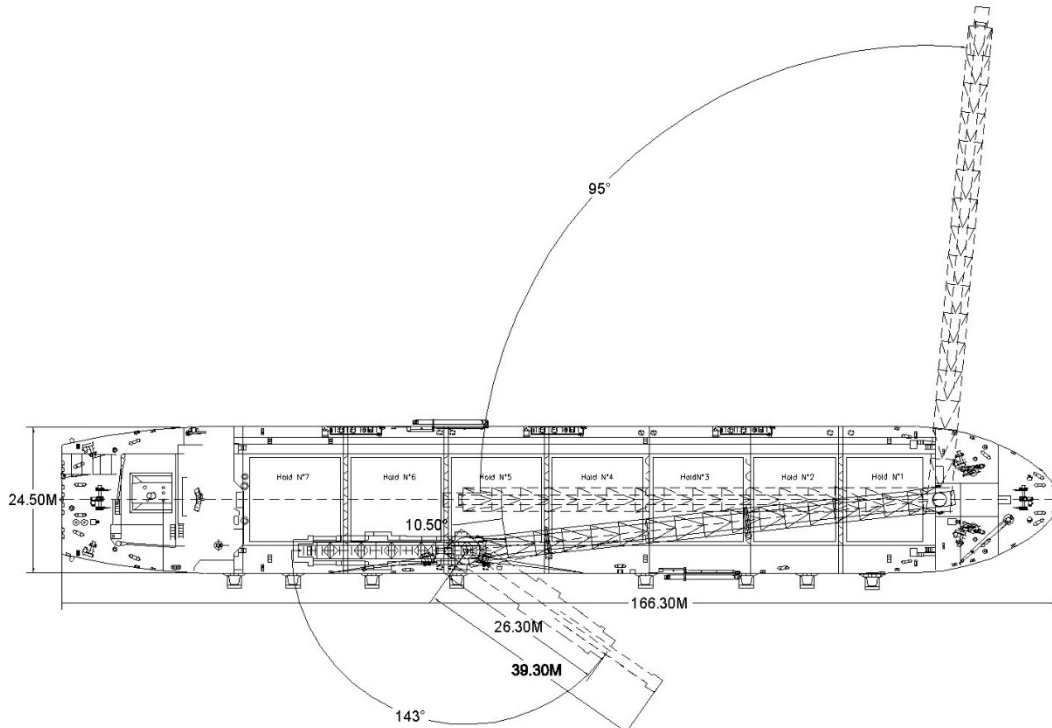
TECHNICAL SPECIFICATIONS

Built	2001 (converted to a transshipment shuttle in 2016)
Classification	LR 100 A1 Bulk Carrier, ESP, LI, LMC, UMS
Length overall	166.30 metres
Breadth Moulded	24.50 metres
Depth Moulded	14.00 metres
Total Hold Capacity	20,094 cubic metres
Summer Deadweight (DWT)	27,172 tonnes
Draft	10.51 metres
Gross Tonnage (GT)	17,415 tonnes
Net Tonnage (NT)	5,743 tonnes
Thrusters	Bow #1: 1,500 kW Bow #2: 1,500 kW Stern: 1,000 kW
Discharge Rate (max)	4,400 tonnes/hour

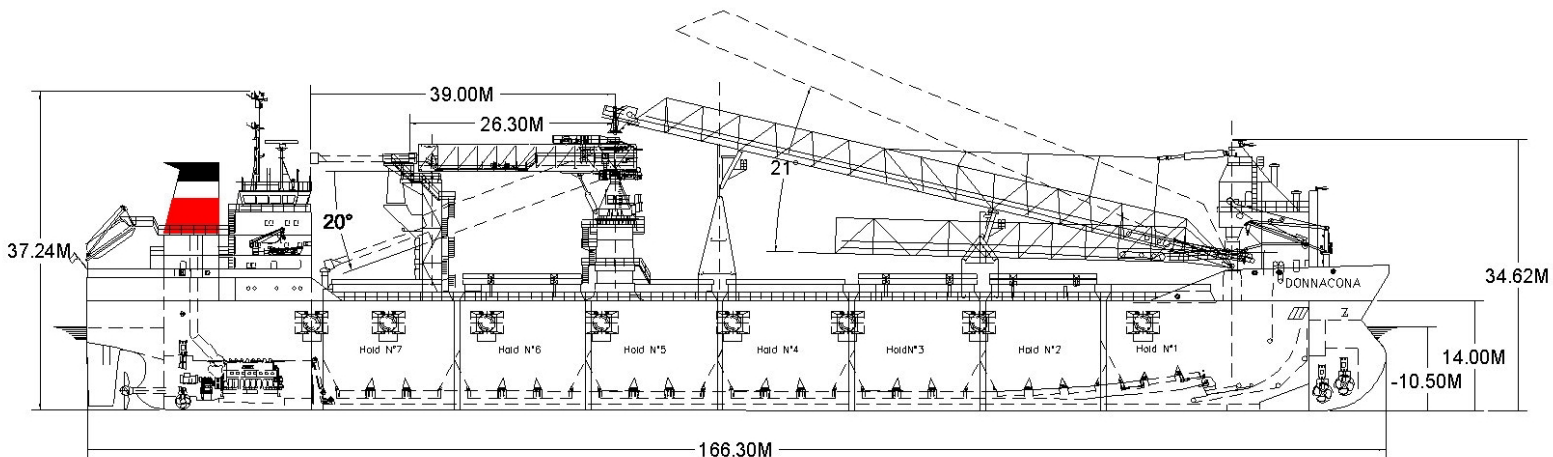
Donnacona is a transshipment shuttle vessel designed for unloading bulk cargoes into vessels up to cape size.

The vessel is highly maneuverable and fitted with two bow thrusters, one stern thruster and a high lift Schilling rudder.

DONNACONA



ASSIGNED DRAFT			
Season	Draft (metre)	Displ. (tonnes)	DWT (tonnes)
TF	10.96	36,120	27,984
F	10.74	35,309	27,173
T	10.72	36,141	28,005
S	10.51	35,309	27,173
W	10.29	34,478	26,342



HATCH AND HOLD SPECIFICATIONS

HOLD VOLUMES (CUBIC METRES)

HOLD NUMBER	1	2	3	4	5	6	7	TOTAL
Cubic (Grain)	2,104.50	2,686.90	3,055.00	3,055.70	3,031.20	3,052.10	3,108.00	20,094.00
Maximum Load (t)	3,060	4,067	4,647	4,657	4,657	4,657	4,754	

HOLD OPENINGS (METERS)

NUMBER OF OPENINGS	1	1	1	1	1	1	1
Opening Length	12.60	13.30	14.70	14.70	14.70	14.70	14.70
Opening Width	14.00	14.00	14.00	14.00	14.00	14.00	14.00
Coaming Height Above Keel	18.03	18.03	18.03	18.03	18.03	18.03	18.03

HATCH INFORMATION (METRES)

DESCRIPTION	Piggy Back						
Operation	Electr/Hydr						
Hatch Length	12.64	13.75	15.15	15.15	15.15	15.15	15.15
Hatch Width	14.05	14.05	14.05	14.05	14.05	14.05	14.05
Hatch Top Height Above Keel	16.76	16.76	16.76	16.76	16.76	16.76	16.76

CARGO HANDLING EQUIPMENT

1 x Hold Conveyors – Feeder gates

1 Loop Elevating Belt

80 m Self-Unloading Boom

Telescopic Ship Loader

Ship Loader Fitted with Telescopic Spout

Centrally Operated Self-Tensioning Mooring Winches

All Conveyors Covered

Ship Loader - Shuttle in: 28 m, Shuttle out: 40 m

Ship Loader Elevation: +1 degree, – 20 degrees

Fixed Fendering on Starboard Side

Retractable Fendering on Port Side

Cargo Holds Lined with UHMW Plastic

Discharge Rate: 4,200 tph

CONSUMPTION (TONNES PER DAY)

	SPEED		MAIN ENGINE MGO		A/E
	Loaded	Ballast	Loaded	Ballast	MGO
Sea	13.5	14.0	25.0	24.0	0.0
Port/ Anchorage			N/A	N/A	1.8
Loading/ Discharge			N/A	N/A	1.8/10.0

All specifications given in good faith but without guarantee.