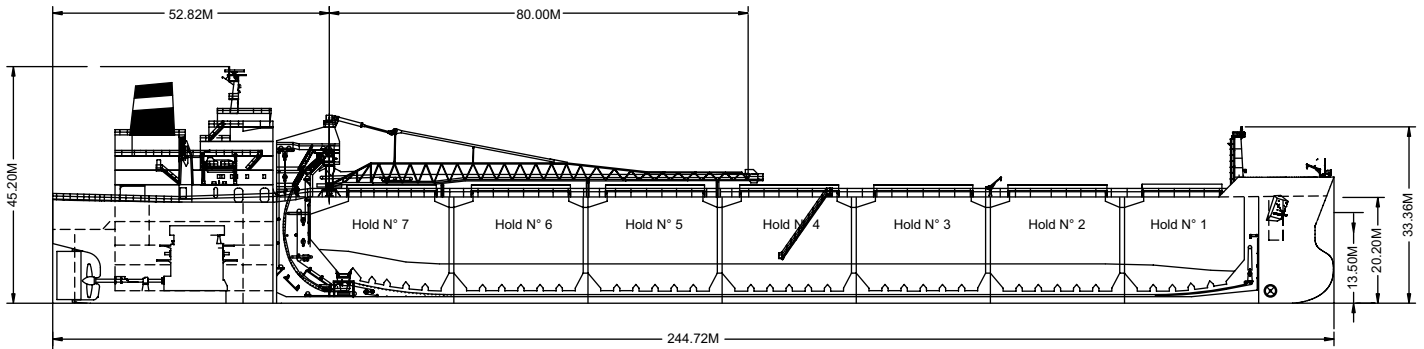
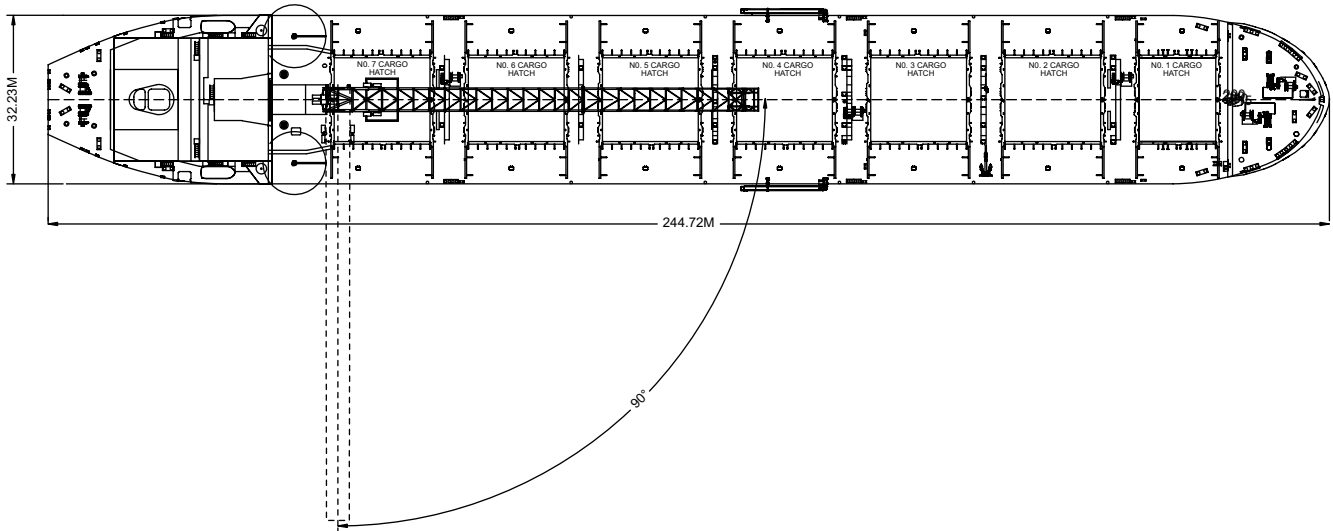
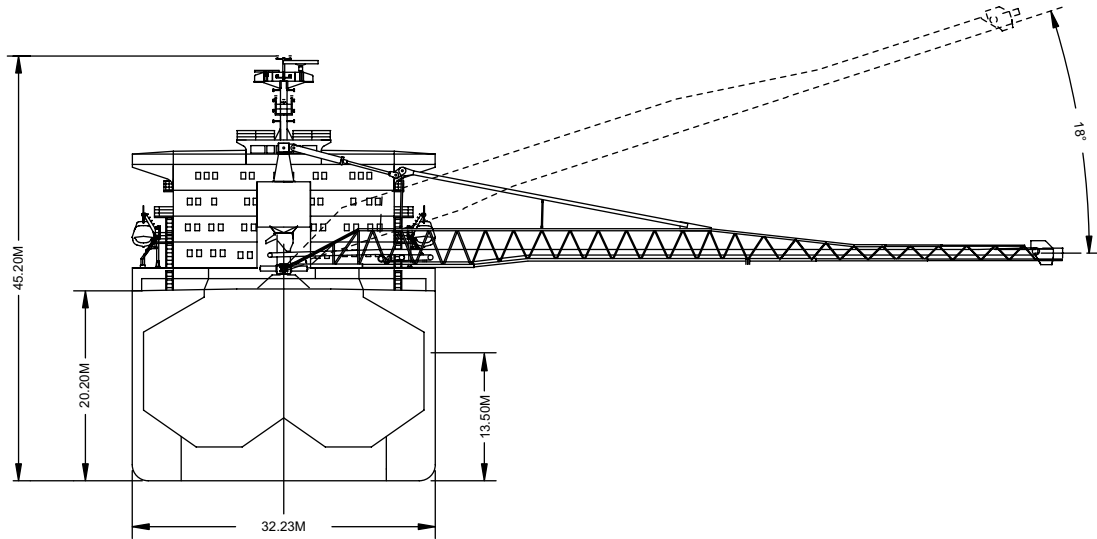




Built 1982, rebuilt with new forebody in 2006
Classification	.. Lloyds+100 A1 ESP Shipright (SDA,FDA,CM) LI, LMC, UMS
Length Overall 244.72 metres
Breadth Moulded 32.23 metres
Depth Moulded 20.20 metres
Total Hold Capacity (including hatches) 75,243 cubic metres
Deadweight 75,569 tonnes
Draft (Summer) 13.50 metres
Gross Tonnage 46,068 tonnes
Net Tonnage 17,218 tonnes
Bow Thruster 1,500 kW
Length of Boom 80.0 metres
Discharge Rate	Coal..... 4,200 tonnes/hr
	Gypsum..... 4,500 tonnes/hr
	Stone..... 5,000 tonnes/hr
	Iron Ore..... 6,000 tonnes/hr
	Gypsum..... 6,000 tonnes/hr



0981-04 09/06/06

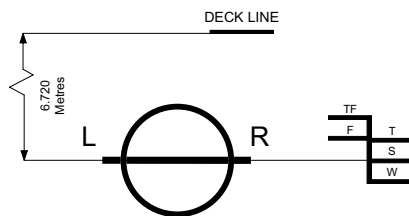
Air Drafts												
<i>(metres)</i>												
Draft Condition	Stem	Foremast	Hatches			Cargo Gear	Main Mast		Funnel	Stern	Other Obstruction*	Maximum
			Forward	Midship	Aft		Deployed	Lowered				
Keel	24.10	33.36	22.15	22.15	22.15	36.14	45.20	N/A	44.81	19.90	N/A	45.20
Light Ship	23.51	32.20	20.18	19.65	18.48	32.29	41.07	N/A	40.48	15.24	N/A	41.07
Normal Ballast 50% Bunker	15.70	25.85	14.60	14.25	14.03	27.97	36.96	N/A	36.52	11.53	N/A	36.96
Fully Loaded 50% Bunker	10.60	19.85	8.65	8.65	8.65	22.63	31.69	N/A	31.31	6.40	N/A	31.69

Hatch and Hold Specifications									
Hold Number	1	2	3	4	5	6	7	TOTAL	
Hold Volumes (cubic metres)									
Cubic	8,994	11,136	11,140	11,140	11,140	11,140	10,178	74,866	
Maximum Grain	9,039	11,192	11,196	11,196	11,196	11,196	10,229	75,243	
Grain in way of Hatch	45	56	56	56	56	56	51	376	
Hold Openings (metres)									
Number of Openings	1	1	1	1	1	1	1	7	
Opening Length	14.6	18.3	18.3	18.3	18.3	18.3	16.5		
Opening Width (Normal)	16.0	16.0	16.0	16.0	16.0	16.0	16.0		
Opening Width (Extra)	17.1	17.1	17.1	17.1	17.1	17.1	17.1		
Coaming Height above Keel	21.5	21.5	21.5	21.5	21.5	21.5	21.5		
Hatch Information (metres)									
Description	Side Rolling	Side Rolling	Side Rolling	Side Rolling	Side Rolling	Side Rolling	Side Rolling	Side Rolling	
Operation	Hydraulic	Hydraulic	Hydraulic	Hydraulic	Hydraulic	Hydraulic	Hydraulic	Hydraulic	
Hatch Length	14.968 m	18.628 m	18.628 m	18.628 m	18.628 m	18.628 m	16.798 m		
Hatch Width	16.34 m	16.34 m	16.34 m	16.34 m	16.34 m	16.34 m	16.34 m		
Hatch Top Height above Keel	22.15 m	22.15 m	22.15 m	22.15 m	22.15 m	22.15 m	22.15 m		

Cargo Handling Equipment
• Fixed Type Conveyor along boom
• Two 2.6m/s Hold Conveyors
• Two 2.5m/s Transfer Conveyors
• One 3.6m/s Boom Conveyor
• One 4.32m/s 'C' Loop Conveyor
• Tunnel Belts 2.135m wide
• Boom Belt 1.981m wide
• Transfer Belt 2.135m wide
• All Belts have 35 degree trough
• Dust Suppression: Boom and transfer points are filled with positive air pressure dust collectors plus water sprayers on the boom and foam sprayers in the transfers.
• Discharge Rate: Coal4,200 tonnes/hr Ore6,000 tonnes/hr
• Maximum Boom Outreach: 63.89 metres

Speed Consumption					
	Speed		Consumption		
	Loaded	Ballast	Loaded	Ballast	Port
At Sea	13.25	13.85	34.75	34.75	N/A
Loading					3.00
Discharge					7.50

For more information on this ship please visit
www.cslships.com



ASSIGNED DRAFTS			
Season	Draft (metre)	Displ. (tonnes)	DWT (tonnes)
TF	14.10	94,218	77,586
F	13.81	92,194	75,563
T	13.78	94,264	77,632
S	13.50	92,201	75,569
W	13.22	90,141	73,510

Light Ship
16,631 tonnes

DEADWEIGHT SCALE								
DRAFT				DISPLACEMENT	TPC	DEADWEIGHT	DRAFT	
Sea Water		Fresh Water					Sea Water	
(metre)	(feet)	(metre)	(feet)	(tonnes)	(tonnes)	(tonnes)	(feet)	(metre)
	58		58	120,000			58	
17	56	17	56			100,000	56	17
	54		54		75		54	
16	52	16	52	110,000			52	16
	50		50			90,000	50	15
15	48	15	48	100,000			48	
	46		46		74		46	14
14	44	14	44			80,000	44	
	42		42	90,000			42	13
13	40	13	40		73		40	
	38		38	80,000			38	12
12	36	12	36		72		36	
	34		34	70,000		60,000	34	11
11	32	11	32		71		32	10
	30		30	60,000		50,000	30	9
10	28	10	28		70		28	
	26		26	50,000		40,000	26	8
9	24	9	24		69		24	7
	22		22	40,000		30,000	22	
8	20	8	20			20,000	20	6
	18		18	30,000			18	5
7	16	7	16		68		16	
	14		14	20,000		10,000	14	4
6	12	6	12		67		12	
	10		10		66		10	3
5	8	5	8			0	8	
	6		6	10,000			6	2

0981-04 09/06/06



For more information on this ship please visit
www.cslships.com